



**Thank you for donating!**

---

**GIVING BACK THRU PLAY**

[HTTPS://UPLIFTINGYOUTH.COM](https://UPLIFTINGYOUTH.COM)

# Table Of Contents

4. Welcome note
5. A gentle reminder
6. Quick guide
7. Guess the number of items (picture 1)
8. Guess the number of items (pictures 2 and 3)
9. Guess the number of items (pictures 4 and 5)
10. Guess the number of items (pictures 6 and 7)
11. Create an item challenge
12. Guessing game
13. Word search
14. Coloring & painting (intro)
15. Coloring & painting: kitten
16. Coloring & painting: girl
17. Coloring & painting: boy
18. Memory game
19. Join the dots (intro)
20. Join the dots: cute kitten
21. Join the dots: adorable fish
22. Join the dots: beautiful deer
23. Crossword (intro)
24. Crossword: educational supplies
25. Crossword: farm animals
26. Crossword: sea animals

# Table Of Contents

- 27. Find the treasure (intro)
- 28. Find the treasure: mouse & cheese
  - 29. Color by number (intro)
  - 30. Color by number: cute duckling
  - 31. I spy game
- 32. Alphabet brainteasers (2 options)
  - 33. Essays (3 options)
  - 34. Riddle: mountain theme
  - 35. Riddle: elevator brainteaser
  - 36. Riddles: 3 bonus options
  - 37. Arts & crafts (2 options)
  - 38. Scavenger hunt image
  - 39. Scavenger hunt: option 1
  - 40. Scavenger hunt: option 2
- 41. Poetry challenges (3 options)
- 42. Recycled craft challenges (2 options)
- 43. Photography challenge (3 options)
- 44. Little chef challenge (3 options)
  - 45. Appreciation
  - 46. Our contacts



## *You Are Amazing!*

*Thank you for playing. It takes incredible people with amazing energy like yours to help us make a difference in someone's life!*

*Our beneficiaries and entire team appreciate the role you and your family are playing in adding value to the learning journey, experiences, opportunities, and really, the lives of struggling kids and youths as well as their families.*

*~ Daud, Founder  
Uplifting Youth Foundation*

# Gentle Reminder

Please keep in mind that a lot of effort has gone into creating this fundraiser for kids out there who need our help desperately. Therefore, these activities are reserved only for families who have donated.

If you want to share these games with loved ones we request that you:

- (1) gift it to them by donating on their behalf,
- (2) forward the donate page to your family/friends so that they can register,
- (3) as an anonymous gift, you can make another donation and we will then sponsor other kids/families out there who are interested in participating in the games & challenges.

Thank you, and enjoy!



# Start Playing!



You will notice that some games and challenges will need printouts while others don't. Let your child lead the way—ask them to skim thru the game options and give them some time to make decisions about which games inspire them the most. Doing so will boost your child's problem-solving and decision-making skills.

Once you are done with a challenge/game, take a photo and share it with us via our private Facebook group or a free app (Slack) that you can download.

To join us on Slack, simply email us at [upliftingyouth@yahoo.com](mailto:upliftingyouth@yahoo.com) to get an invite/access to a circle of other like-minded families.

We are encouraging kids all over the globe to participate. It will be fun to share each others' results and see how similar or different they are per different countries and even continents! Be sure to join one of our private groups for this additional global experience.



## #5: Coloring/Painting

Scroll to choose a picture of your choice then, color or paint it.

You are more than welcome to decorate all 3!

Share your results with us.


Below are some downloads if you wish to save the files:

Option 1: Kitten With Educational Supplies

Option 2: Girl With Educational Supplies

Option 3: Boy With Educational Supplies

Scroll below for quick printouts.



# UPLIFTING YOUTH!


Leading Young Adults Through the Power<sup>2</sup> of Education.



## COLOR ME!







## #6: Memory Challenge

Memorize the details in the picture which we have posted  
(Found in our private FB Group, or on Our Website)

We will remove the photo & replace this space with questions on 15th December  
(Toronto Time).



## #7:Join the Dots

Practice your numbers by simply joining the dots.

Feel free to color or decorate your page.

Below are download links if you wish to save files:

Option 1: Cute Kitten Theme

Option Dots 2: Adorable Fish Theme



Option Dots 3: Beautiful Deer Theme

Scroll below for quicker views and printouts.



# UPLIFTING YOUTH!

Leading Young Adults Through the Power<sup>2</sup> of Education.



## DRAW ME!





## #8: Crossword

Select your favorite crossword—we challenge you to find all the words!

Scroll to see your options or click below if you'd like to download/save the files for later:

- Crossword 1: Educational Supplies
- Crossword 2: Farm Animals Theme
- Crossword 3: Sea Animals Theme



## #9: Find the Treasure

This adorable mouse is looking for cheese.  
Will you help the mouse find the cheese?


Download below or scroll to find the puzzle.

Maze: Mouse & Cheese Theme



# UPLIFTING YOUTH!

Leading Young Adults Through the Power<sup>2</sup> of Education.



Help me to the cheese, please!



## #10: Color By Number

Test your observation skills while you have fun coloring this picture. Guidelines are assigned.

Download below or scroll to find the duckling.

Color by Number: Cute Duckling Theme



## #13: Essays

Choose the one that inspires you, and if you love writing, go ahead and submit 2 or even all 3 essays!

### Essay 1:

Take a look at our logo and soak in its design. Write about what you feel it means and communicates.

### Essay 2:

If you could change 3 things about your country's educational system, what would those be?

### Essay 3:

Which topics do you wish could be added to your learning syllabus?



## #14: Riddles

Combine creativity with your problem-solving skills to solve these 5 riddles.



### Riddle 1:

Mount Everest, known in Nepali as Sagarmatha (सगरमाथा) and in Tibetan as Chomolungma, has such a distinctive peak and its height of 8,848 meters or 29,029 feet makes it the highest peak in the world. Before Everest was discovered and first estimated by measurement in 1856, what was the tallest mountain in the world?





## #18: Recycled Craft

Let's reduce waste, conserve our resources, and save energy by taking on this challenge!

**Option 1:** Assist your family to clean up your home and collect materials that you would otherwise have thrown away. Use these items to create art—bonus points if the item can be used as decor in your home.

**Option 2:** Make food-art using the skin, roots, peels, or other parts of food that are usually thrown in the recycle bin.

Parents: please take photos and videos of your child creating these and together, let's promote recycling lessons and activities!

## Thank You for Playing! Just a Couple of Reminders:

We have a private Facebook, and Slack App where you can share and engage with other families, as well as learn from others' ideas if you wish to do so.

For Access to Slack App, email us at [upliftingyouth@yahoo.com](mailto:upliftingyouth@yahoo.com) to get an invite, and then download the app to access a network of like-minded families.

Any announcements regarding the fundraiser will be published on 5th January 2023—keep an eye open!

To enroll another child or to share the contest with friends, please use this page so that they can donate before gaining access—it's all for a great cause!

Uplifting Youth Foundation,

1108 – 250 Consumers Road

#351

North York, ON M2J 4V6

Canada

+1416 799 0943

upliftingyouth@yahoo.com



**UPLIFTING YOUTH!**

Leading Young Adults Through the Power<sup>2</sup> of Education.

All Rights Reserved  
Giving Thru Play Season 1  
2022